



Lakeside Homes

Model / Sales Office:
6701 Lake Drive
Warrenton, VA 20187
(703) 881-2176
Jennifer Finan



The Charleston

From \$469,000*



2,607 S.F. on Main 2 Levels
4 Bedrooms, 2 ½ Baths
Finish up to 1290 S.F. in bsmt

*Shown with Elevation 3, optional front porch,
shutters and stone water table

The Willow

From \$474,000*



2,478 S.F. on Main 2 Levels
4 Bedrooms, 2 ½ (or 3 ½) Baths
Finish up to 820 S.F. in bsmt

*Shown with Elevation 3, optional shutters and stone
water table

The Carolina

From \$484,000*



2,622 S.F. on Main 2 Levels
4 BR, 2 ½ Baths
Finish up to 960 S.F. in bsmt

*Shown with Elevation 2, optional wrap around front
porch, shutters and stone water table

The Wesley II

From \$489,000*



2,372 SF on Main 2 Levels
Master on Main Level!
3 Bedrooms, 2 ½ Baths
Finish up to 1,400 SF in bsmt

*Shown with Elevation 3, optional shutters and stone
water table

The Wilmington

From \$499,000*



2,212 S.F. on Main Level
All Main Level Living!
2 Bedrooms, 2 ½ Baths
Finish up to 1060 S.F. in bsmt

*Shown with Elevation 2, optional front porch, stone water table, shutters

The Ashby

From \$504,000*



3,209 S.F. on Main 2 Levels
4 BR, 2 ½ (or 3 ½) Baths
Finish up to 1,360 SF in bsmt

*Shown with Elevation 3, optional wrap around front porch, stone water table, shutters and 3 car garage

The Columbia

From \$515,000*



3,229 S.F. on Main 2 Levels
4 Bedrooms, 2 ½ (or 3 ½) Baths
Finish up to 1060 S.F. in bsmt

*Shown with Elevation 3, optional wrap around front porch, shutters and stone water table

The Auburn

From \$559,000*

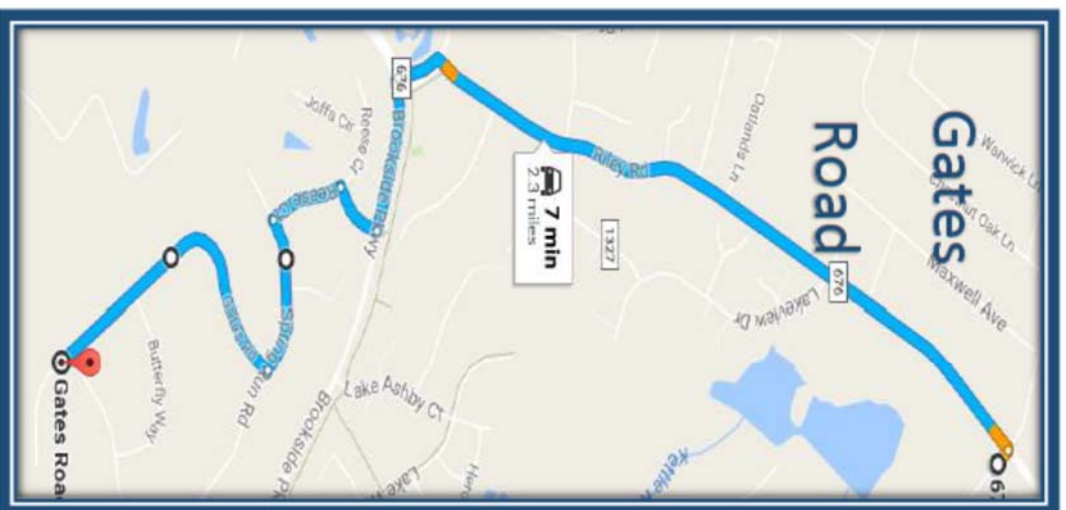


4,345 S.F. on Main 2 Levels
4 (or 5) Bedrooms, 3 ½ (or 4 ½) Baths
Finish up to 1450 S.F. in bsmt

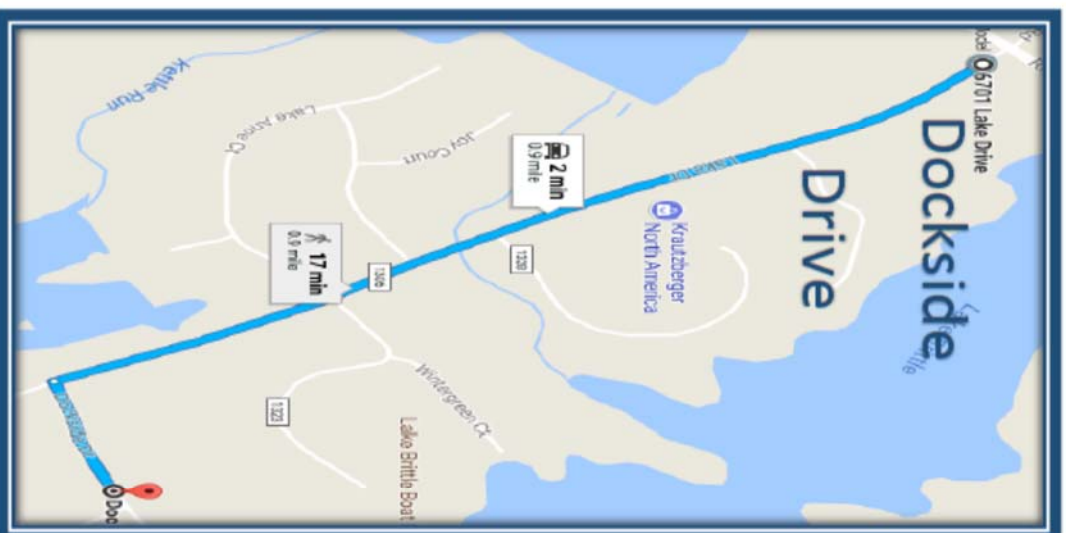
*Shown with Elevation 3, optional wrap around front porch, stone water table, shutters and 3 car garage

**Pricing subject to change without notice, elevations and options are additional charge*

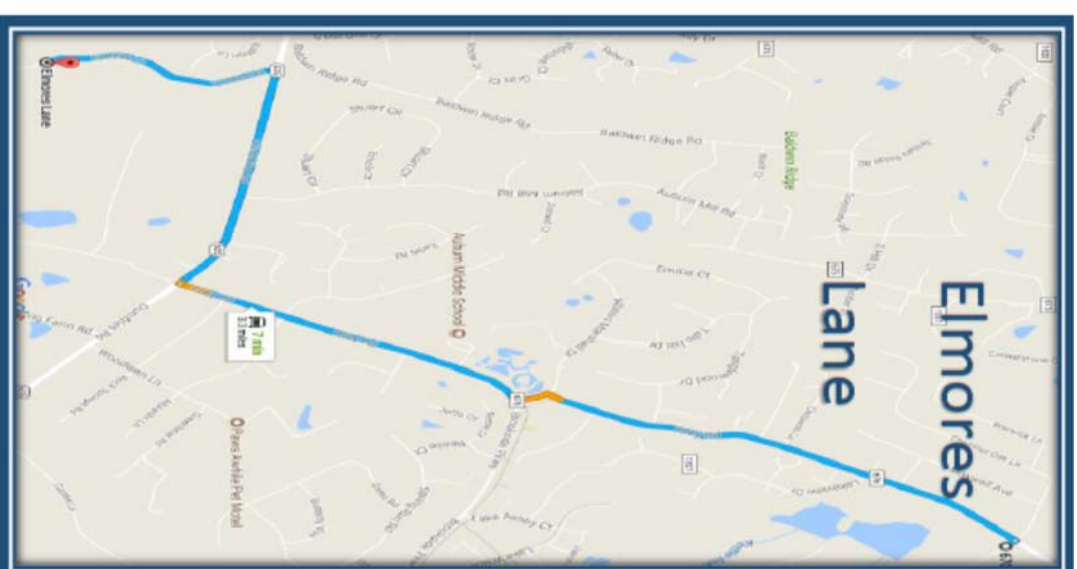
DIRECTIONS



- Head South West on Riley Road
- Turn left on to Brookside Parkway
- Turn Right onto Harrow Road
- Turn Left on to Reese Court
- Turn Left on to Spring Run Road
- Turn Right on to Gates Road to end



- Head South East on Lake Drive
- Turn left on to Docks Drive to end



- Head South West on Riley Road
- Turn Right on to State Rt 605 (Dunfries Rd)
- Turn Left on to Elmore Lane
- On Right side of Elmore Lane 1/2 Way